

Rainbow International school

Session 2024-2025

Summer Fun Activity

Name \_\_\_\_\_

Class \_\_\_\_\_

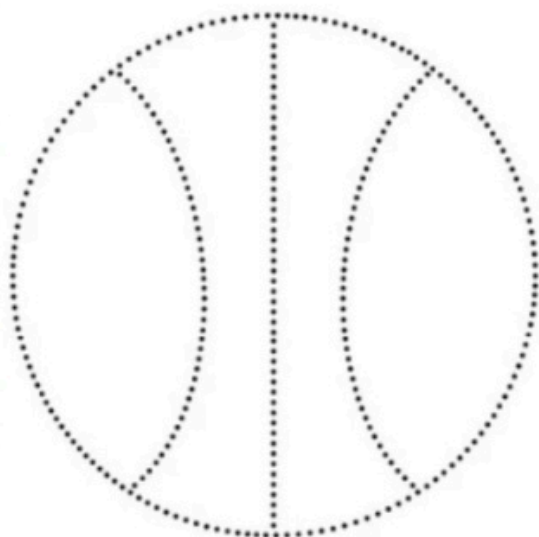
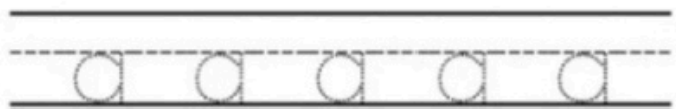


# English Activity

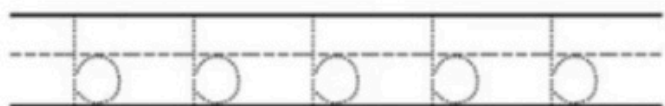
1) Trace the letter and pictures colour the pictures



A is for apple.


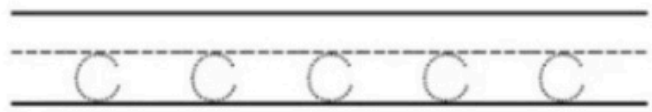
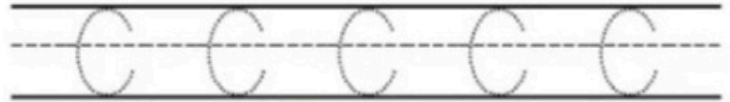


B is for ball.

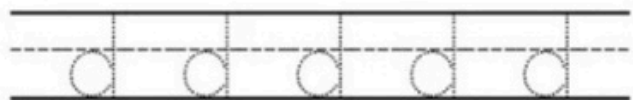
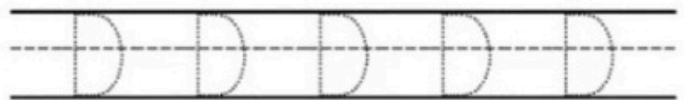




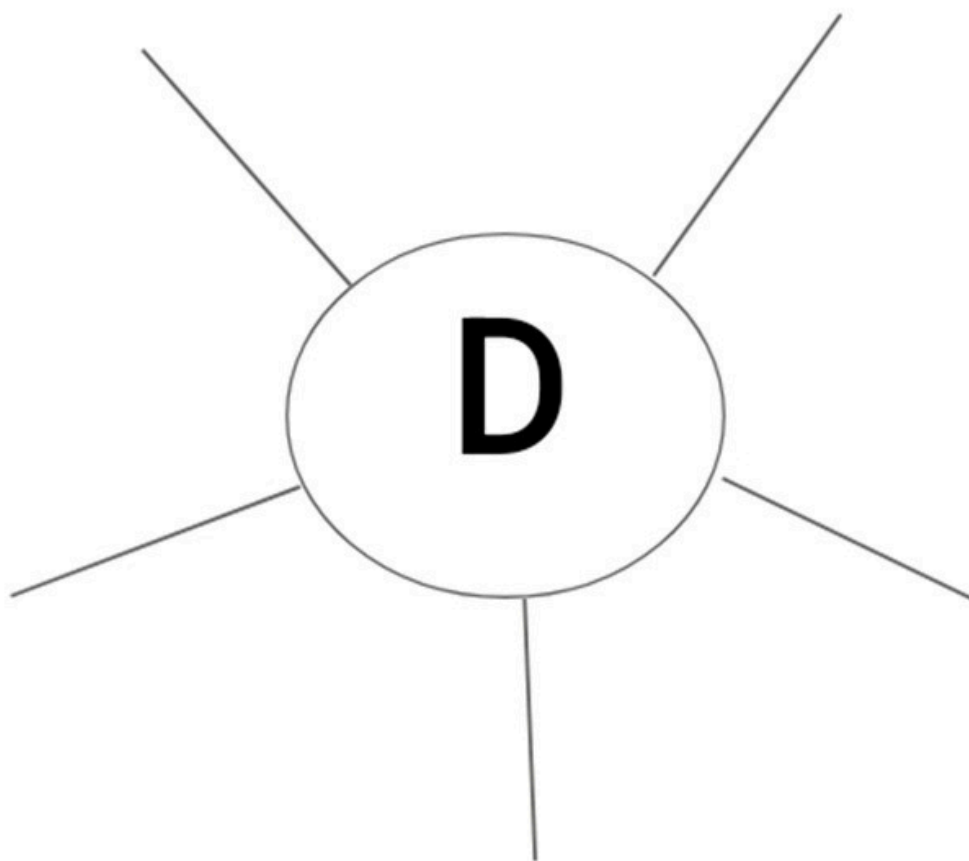
C is for cherries.



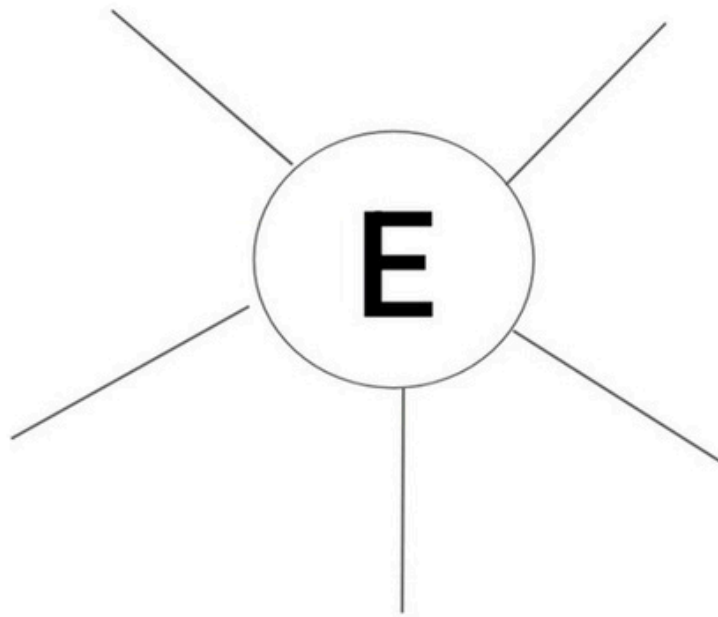
D is for duck.



**2) Paste 5 pictures related to D**




3) Paste 5 pictures related to E



4) Match the Capital letter to the related objects and match the same starting Alphabets.

D



c

B



b

E



d

A



a

C



e

**5) Make A for Apple with ice cream sticks and coloured Paper, colours and Paste it on the sheet .**

**Steps how to make-**

**1) Take 3 ice cream sticks, colour it red and Paste as shown in the pictures.**

**2) Cut out a leaf from green colour paper and Paste it on the top as shown.**





**6) Make letter C for Caterpillar with coloured paper, black pen and glue and Paste it on the sheet.**

**Steps how to make-**

**1) Cut 5 small yellow colour circles and 5 green colour circle.**

**2) Paste one after the other as shown in the pictures in the shape of letter C**

**3) Use black sketch pen to make legs , eyes and antenna.**





**7) Make D for Duck with the yellow colour paper and orange colour Paper and Paste it on the paper.**

**Step how to make-**

**1) Cut out 2 circles from yellow colour paper (1 Big, 1small).**

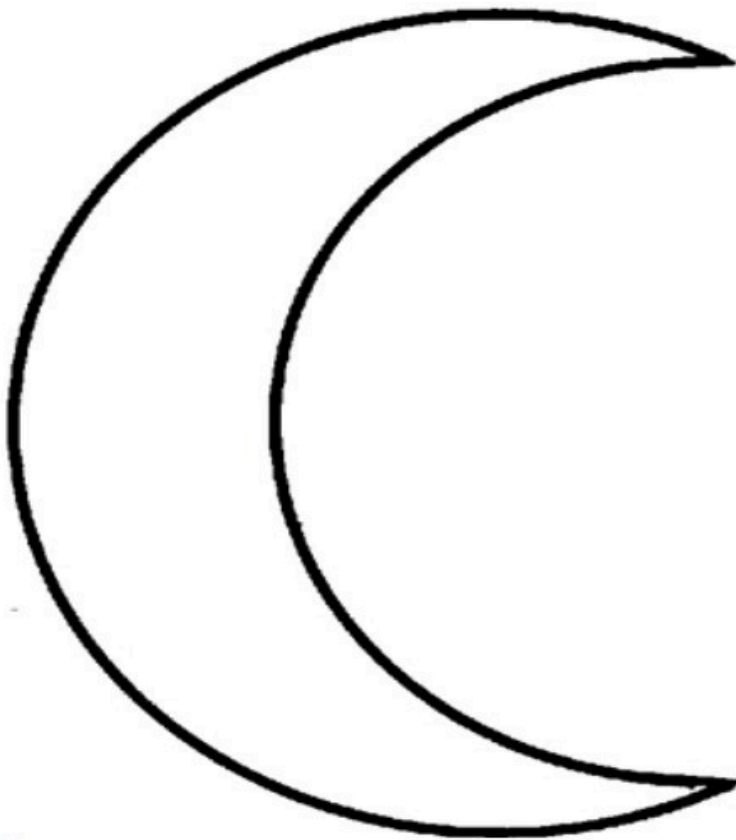

**2) Paste it as shown one over the other.**

**3) Make a head crown , 1 beak triangle shape and pair of feet with orange colour, paste it as shown in the picture.**


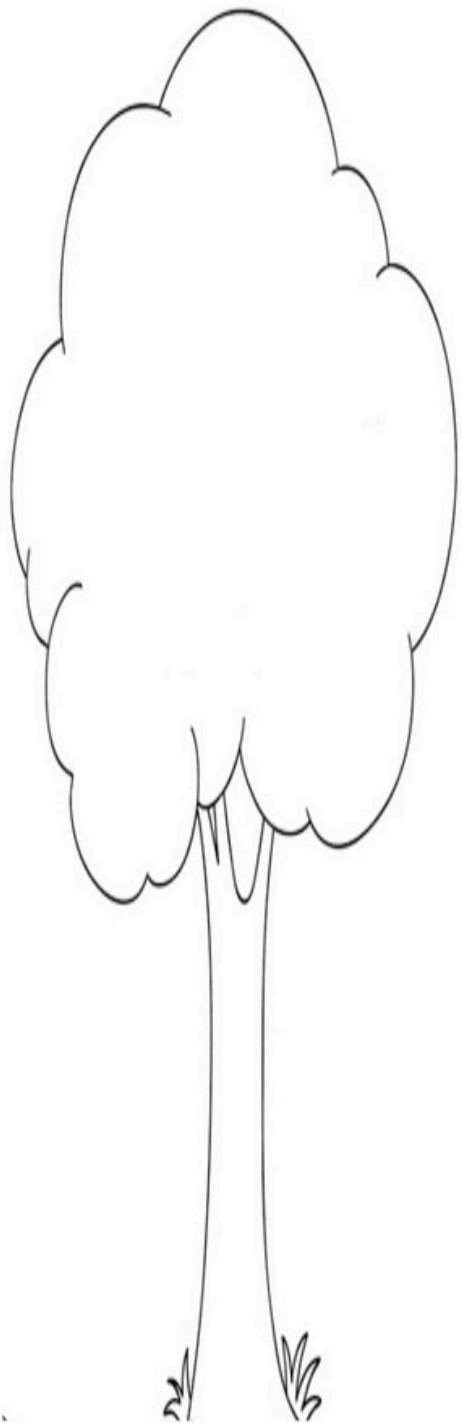


## Maths Activity



1) Paste the Aluminium foil to the bigger moon



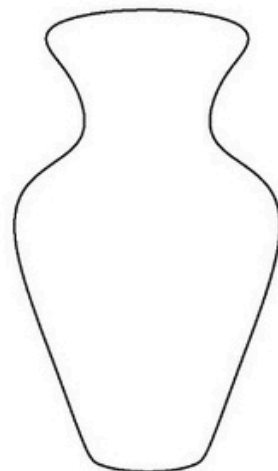
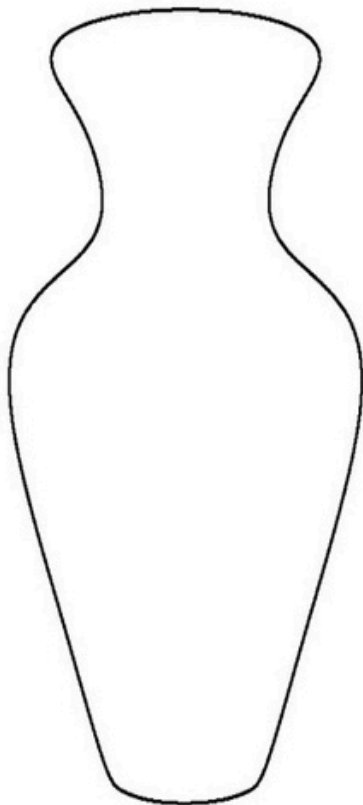
**2) Stick the small fresh green leaves on the taller tree and colour the trunk.**



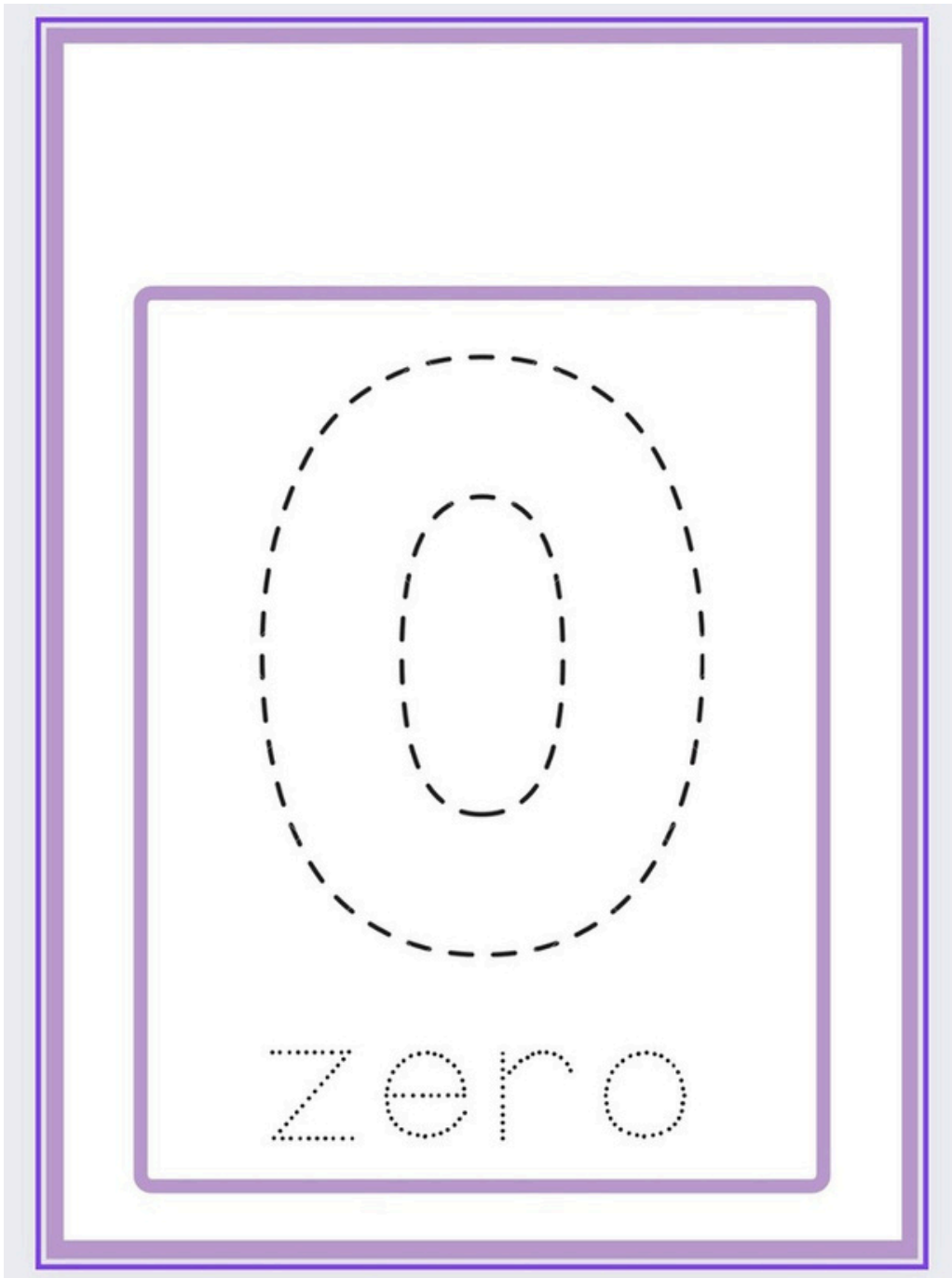
**3) Tear the red colour paper into small pices and paste it in the big apple**



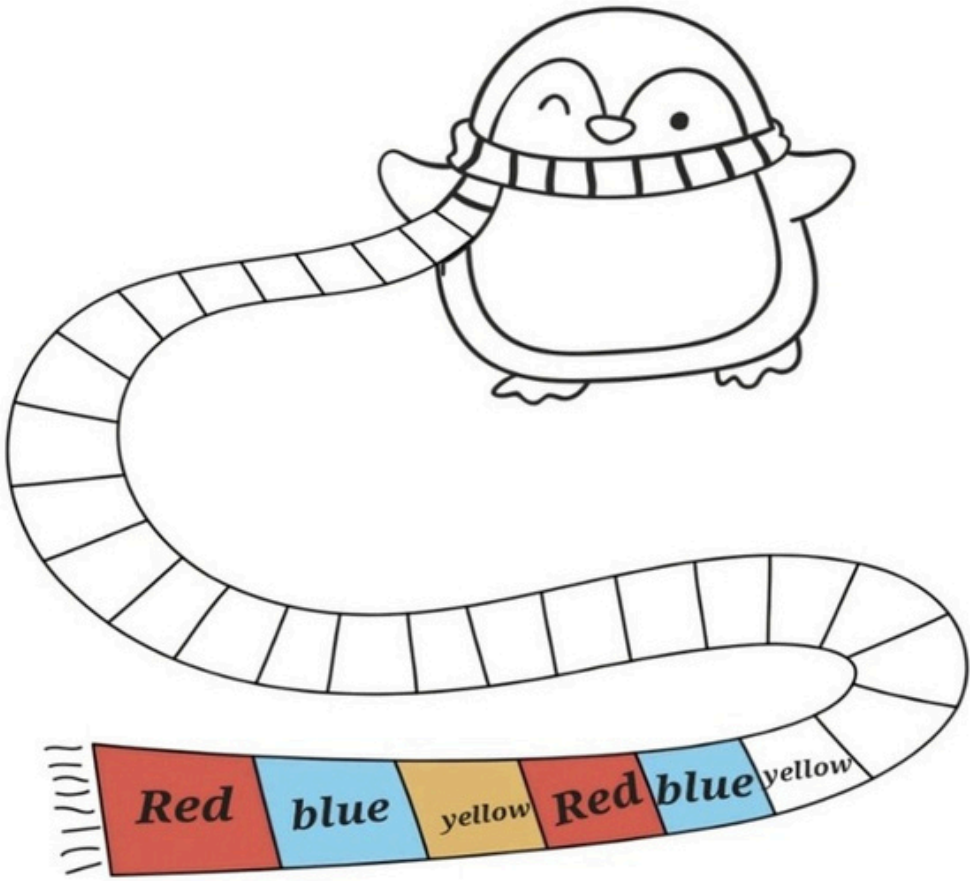
**4) Stick the grain/ pulses on the taller vase**



**6) Trace the number Zero and write the number name Zero.**



5) Colour the scarf in the colour scheme with the crayons and complete the pattern.





# General Awareness Activity

1) Write your name in the first box, paste your photo in the circle space and paste the pictures of your favourite food, colour hobby and family member in the respective boxes.

## ALL ABOUT ME

My name is

This is me!

My favorites:

FOOD

COLOR

HOBBY

My family

\_\_\_\_\_

\_\_\_\_\_


\_\_\_\_\_

\_\_\_\_\_

2) Make a family members craft work using ice-cream sticks ,googly eyes ,colours, glue etc.

Steps how to make-


- 1) Colour the ice cream sticks using your favourite colour.
- 2) Stick the googly eyes as shown in the pictures.
- 3) Use black sketch pen for making hair.
- 4) Make the pictures beautiful by drawing the sun and clouds.



3) Cut out the body puzzle and assemble it in blank sheet.

# Body Parts Puzzle

girl



3) Cut out the body puzzle and assemble it in blank sheet.





# Hindi Activity

1) अक्षर अ को ट्रेस करो और लिखो



अनार

अ अ अ अ

अ अ अ अ

अ अ अ अ

अ अ अ अ

अ अ अ अ

अ अ अ अ

2) अक्षर आ को ट्रेस करो और लिखो



आम

आ आ आ आ

आ आ आ आ

आ आ आ आ


आ आ आ आ

आ आ आ आ

आ आ आ आ



### 3) विशेष अक्षर का मिलान वस्तुओं से करें



अनानास



आग




अदरक



आलू



## 4) स्वर अ को गोला करो



अनार



अननस

अ	आ	ऊ
		उ
उ	अ	ऊ
अ	आ	अ

## 5) आ अक्षर पर गोला लगाओ



आम



आलू



# GENERAL AWARENESS

- 1) Write your name in the first box, paste your photo in the circle space and paste the pictures of your favourite food, colour hobby and family member in the respective boxes

## ALL ABOUT ME

My name is

This is me!

My favorites:

FOOD

COLOR

HOBBY

My family

---

---

---

---

2) Cutout the body puzzel and assemble it in blank sheet.



# Art adventurer

1) Trace the sun and colour it.





# color the picture

2) Paint the cupcake in the appropriate colors.



1=purple

2=yellow

3=blue

4=grey

5=brown

6=pink

7=orange

8=green

9=red

10=black



Happy  
Summer  
Holidays



THE  
END